



अमृत महा आवास अभियान २०२२-२३

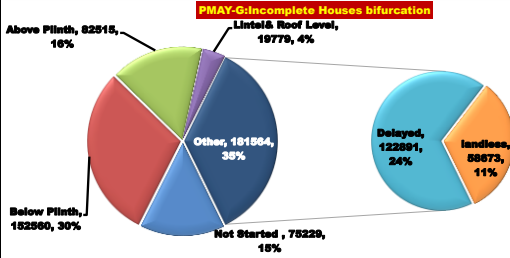
दैनिक प्रगती अहवाल : १६.०६.२०२३

प्रधानमंत्री आवास योजना ग्रामीण – मंजूरी, पूर्ण घरकुले, हप्ते वितरण, भूमिहीन, आर्थिकदृष्ट्या अपुर्ण
राज्य पुरस्कृत ग्रामीण आवास योजना – मंजूरी, पूर्ण घरकुले, हप्ते वितरण, आर्थिकदृष्ट्या अपुर्ण

योजना	एकूण मंजूरी	साप्ताहिक मंजूरी	एकूण पूर्ण	साप्ताहिक पूर्ण घरकुले	साप्ताहिक पहिला हप्ता वितरित	साप्ताहिक दुसरा हप्ता वितरित	साप्ताहिक तिसरा हप्ता वितरित
प्रधानमंत्री आवास योजना ग्रामीण	१४०७१६४	०	१०७७५१२	६८०	१०६	२७६	४०२
राज्य योजना	५७९६२४	२३१	४१७१५८	३८६	४६६	५६९	५९०
एकूण	१९८६७८८	२३१	१४९४६७०	१०६६	५७२	८४५	९९२

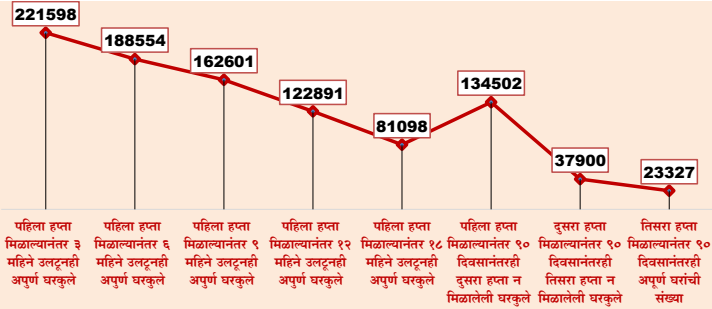
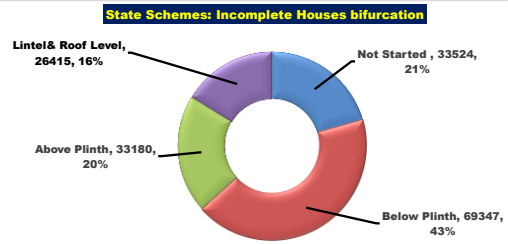
PMAY-G Completion Progress Bar

76.6%

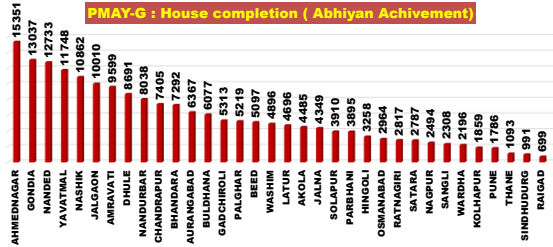
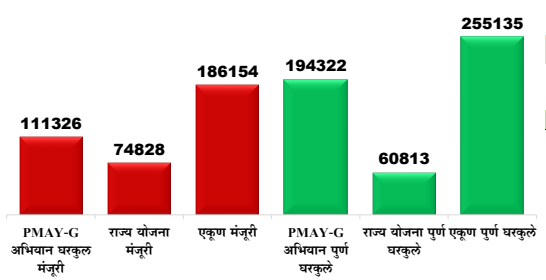


State Scheme Progress Bar

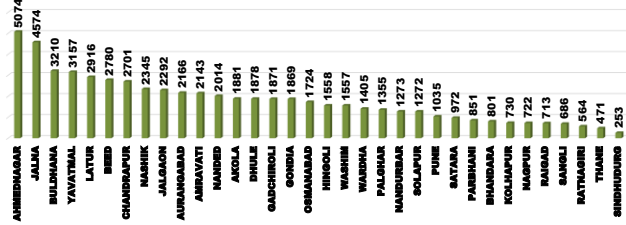
72.0%



Abhiyan Achievement Day 208



State Schemes : House completion (Abhiyan Achievement)

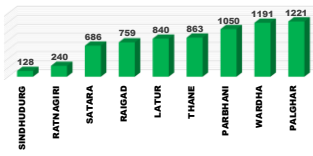


राज्य व्यवस्थापन कक्ष- ग्रामीण गृहनिर्माण

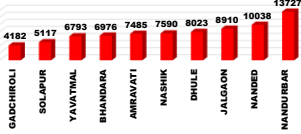
४ था मजला, दक्षिण कक्ष, सिडको भवन, सीबीडी बेलापूर, नवी मुंबई - ४०० ६१४.

Top and Bottom Ten Districts

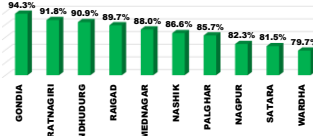
PMAY-G Delayed Houses TOP 10 Dist.



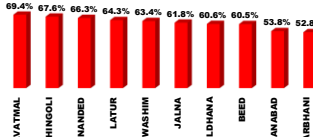
PMAY-G Delayed Houses Bottom 10 Dist.



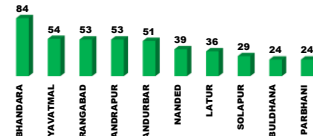
PMAY-G Completion TOP 10 Dist.



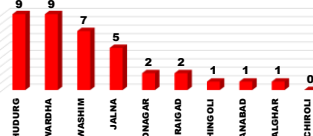
PMAY-G Completion Bottom 10 Dist.



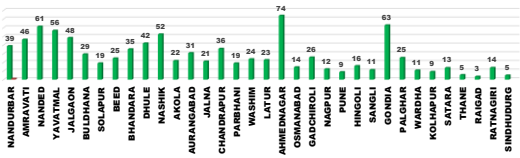
PMAY-G Weekly Completion Top 10 Dist.



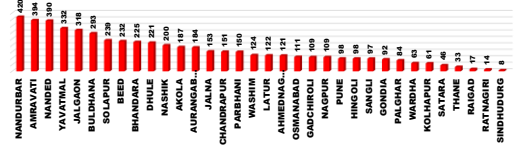
PMAY-G Weekly Completion Bottom 10 Dist.



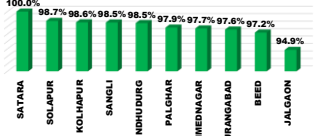
PMAY-G : Current Pace of Completion Per Day (Abhiyan)



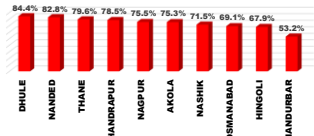
PMAY-G Required Pace of Completion Per Day



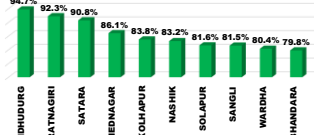
State Schemes Sanction TOP 10 Dist.



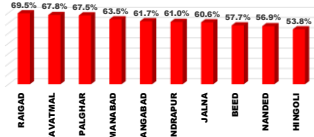
State Schemes Sanction Bottom 10 Dist.



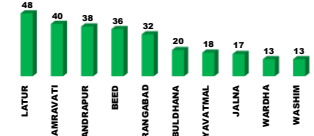
State Schemes Completion TOP 10 Dist.



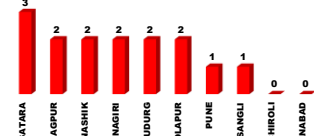
State Schemes Completion Bottom 10 Dist.



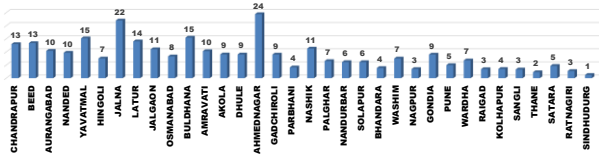
State Schemes Weekly Completion Top 10 Dist.



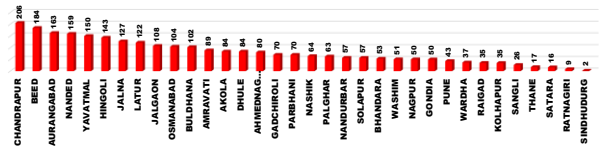
State Schemes Weekly Completion Bottom 10 Dist.



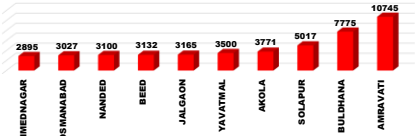
State Schemes : Current Pace of Completion Per Day (Abhiyan)



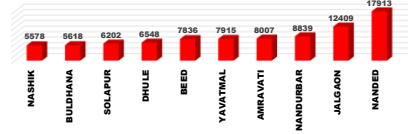
State Schemes Required Pace of Completion Per Day



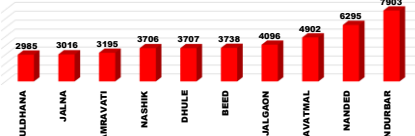
PMAY-G Remaining 1st Installments Bottom 10 Dist



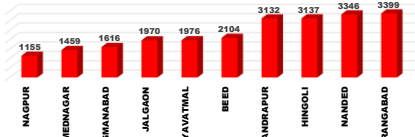
PMAY-G Remaining 2nd Installments Bottom 10 Dist



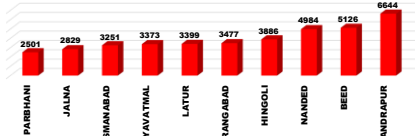
PMAY-G Remaining 3rd Installments Bottom 10 Dist



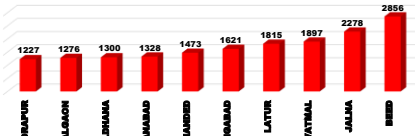
State Schemes Remaining 1st Installments Bottom 10 Dist



State Schemes Remaining 2nd Installments Bottom 10 Dist



State Schemes Remaining 3rd Installments Bottom 10 Dist



प्रधानमंत्री आवास योजना ग्रामीण - मंजूरी (PWL+Awaas Plus)

Sr. No.	Division	Target (PWL+Awaas Plus)	15.06.2023	16.06.2023	Daily Achievement	Remaining
1	NASHIK DIV.	413420	413388	413215	0	205
2	AMRAVATI DIV.	273977	273838	273790	0	187
3	AURANGABAD DIV.	237292	237281	237281	0	13
4	NAGPUR DIV.	290939	290888	290759	0	180
5	KONKAN DIV.	69611	69568	69558	0	53
6	PUNE DIV.	122622	122721	122561	0	61
	Total	1407861	1407684	1407164	0	699

Sr. No.	District	Target (PWL+Awaas Plus)	15.06.2023	16.06.2023	Daily Achievement	Remaining
1	AHMEDNAGAR	60725	60687	60687	0	38
2	AKOLA	48781	48778	48778	0	3
3	AURANGABAD	36514	36514	36514	0	0
4	BEED	35258	35253	35253	0	5
5	BULDHANA	44696	44696	44696	0	0
6	DHULE	64918	64917	64917	0	1
7	GADCHIROLI	31615	31615	31615	0	0
8	GONDIA	96140	96124	96124	0	16
9	HINGOLI	18083	18083	18083	0	0
10	JALNA	24023	24023	24023	0	0
11	KOLHAPUR	17585	17585	17585	0	0
12	LATUR	20493	20493	20493	0	0
13	NAGPUR	36920	36920	36920	0	0
14	NANDED	69466	69463	69463	0	5
15	NANDURBAR	118980	118958	118958	0	22
16	NASHIK	89683	89674	89674	0	9
17	OSMANABAD	14393	14390	14390	0	3
18	PALGHAR	35188	35188	35188	0	0
19	PARBHANI	19062	19062	19062	0	0
20	PUNE	20288	20287	20287	0	1
21	RAIGAD	9820	9820	9820	0	0
22	SANGLI	21606	21602	21602	0	4
23	SINDHUDURG	5133	5133	5133	0	0
24	THANE	9599	9586	9586	0	13
25	WASHIM	20355	20355	20355	0	0
26	YAVATMAL	65095	65094	65094	0	1
27	BHANDARA	64843	64835	64831	-4	12
28	SATARA	14971	14938	14931	-7	40
29	RATNAGIRI	9871	9841	9831	-10	40
30	WARDHA	18487	18501	18486	-15	1
31	AMRAVATI	95050	94915	94867	-48	183
32	CHANDRAPUR	42934	42893	42783	-110	151
33	SOLAPUR	48172	48309	48156	-153	16
34	JALGAON	79114	79152	78979	-173	135
	Total	1407861	1407684	1407164	0	699

Remaining Sanction RANK

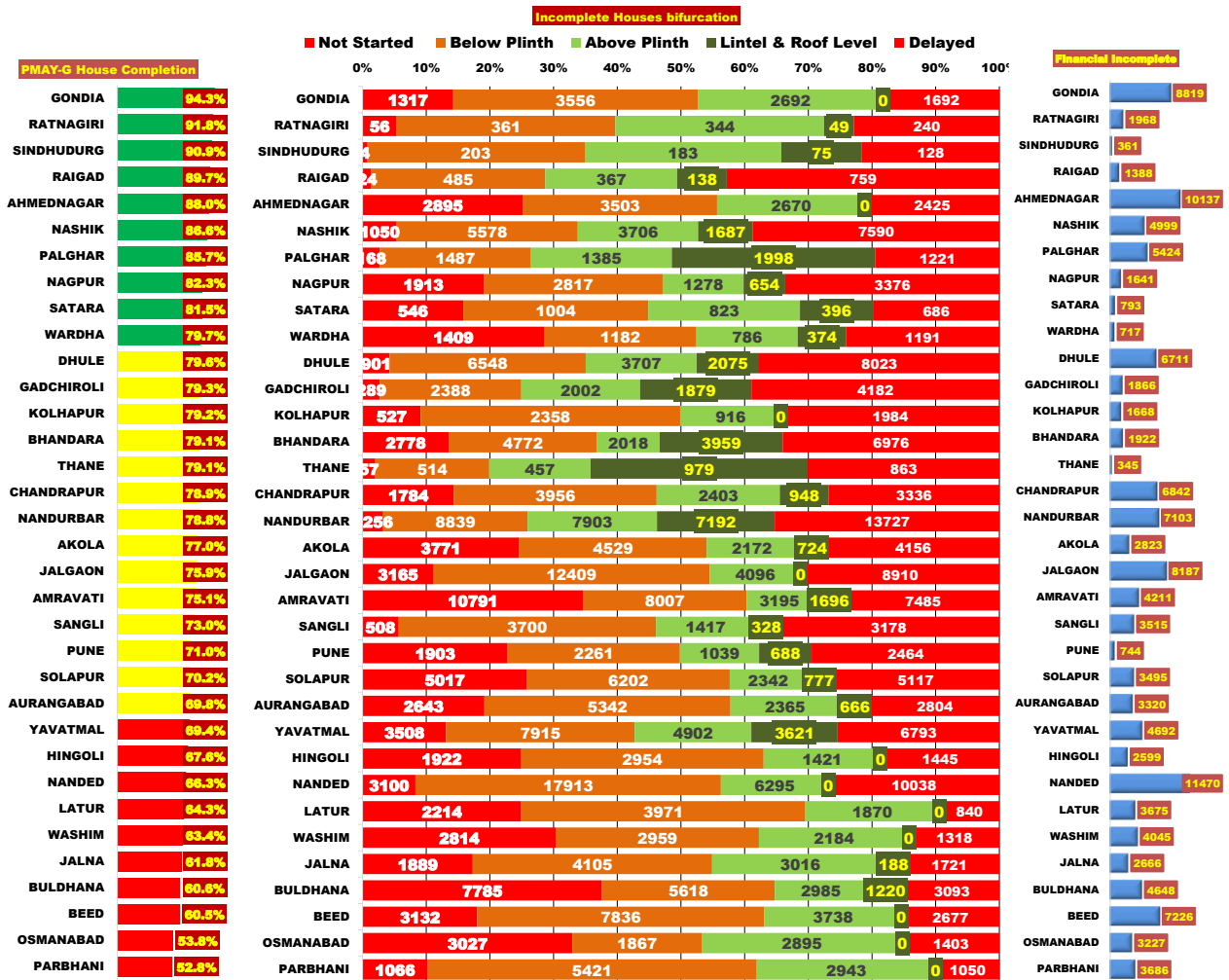
AURANGABAD	0
BULDHANA	0
GADCHIROLI	0
HINGOLI	0
JALNA	0
KOLHAPUR	0
LATUR	0
NAGPUR	0
PALGHAR	0
PARBHANI	0
RAIGAD	0
SINDHUDURG	0
WASHIM	0
DHULE	1
PUNE	1
WARDHA	1
YAVATMAL	1
AKOLA	3
OSMANABAD	3
SANGLI	4
BEED	5
NANDED	5
NASHIK	9
BHANDARA	12
THANE	13
GONDIA	16
SOLAPUR	16
NANDURBAR	22
AHMEDNAGAR	38
RATNAGIRI	40
SATARA	40
JALGAON	135
CHANDRAPUR	151
AMRAVATI	183

प्रधानमंत्री आवास योजना - ग्रामीण : भूमिहीन लाभार्थी अहवाल

Sr. No.	District	Google Sheet Report			AwaasSoft Report			
		Total Landless	Provided land	Remaining	Landless beneficiaries tagged In AwaasSoft	Landless beneficiaries provided land	Remaining Landless	Remaining Tag (provided land)
1	DHULE	18	18	0	18	18	0	0
2	GADCHIROLI	8	8	0	8	8	0	0
3	NANDURBAR	0	0	0	0	0	0	0
4	PALGHAR	11	11	0	11	11	0	0
5	RAIGAD	6	6	0	6	6	0	0
6	RATNAGIRI	23	23	0	23	23	0	0
7	SINHUDDURG	420	420	0	420	420	0	0
8	KOLHAPUR	257	239	18	257	227	30	12
9	THANE	127	69	58	127	60	67	9
10	NANDED	362	319	43	362	242	120	77
11	GONDIA	2450	2450	0	2450	2327	123	123
12	BEED	212	125	87	212	72	140	53
13	SANGLI	430	198	232	410	144	266	54
14	PARBHANI	331	63	268	331	54	277	9
15	SATARA	1304	660	644	1066	628	438	32
16	NASHIK	1803	1373	430	1824	1162	662	211
17	WARDHA	2803	1488	1315	2710	1577	1133	-89
18	CHANDRAPUR	2769	1221	1548	2649	1504	1145	-283
19	HINGOLI	1713	795	918	1713	466	1247	329
20	JALNA	1381	406	975	1374	85	1289	321
21	AURANGABAD	3297	1733	1564	3290	1807	1483	-74
22	NAGPUR	5089	3625	1464	4970	3472	1498	153
23	LATUR	2299	1121	1178	2310	578	1732	543
24	PUNE	2924	1611	1313	2781	880	1901	731
25	BHANDARA	5802	3758	2044	5726	3811	1915	-53
26	JALGAON	22958	20121	2837	22774	20842	1932	-721
27	OSMANABAD	2470	287	2183	2468	56	2412	231
28	YAVATMAL	3612	1450	2162	3845	1290	2555	160
29	WASHIM	3457	1398	2059	3436	865	2571	533
30	AHMEDNAGAR	7756	4183	3573	7874	4478	3396	-295
31	AKOLA	7073	3935	3138	7373	3942	3431	-7
32	SOLAPUR	7302	3705	3597	7012	1341	5671	2364
33	BULDHANA	15197	8944	6253	15601	8049	7552	895
34	AMRAVATI	21559	11389	10170	21272	11348	9924	41
	Total	127223	77152	50071	126703	71793	54910	6881

प्रधानमंत्री आवास योजना ग्रामीण - पूर्ण घरकूले

Sr. No.	Division	Sanction	15.06.2023	16.06.2023	Daily_Achievement	Remaining	Avg. Completed Per Day From 20.11.22 to Today	To be Completed in Per Day @ 15.06.23
1	AURANGABAD DIV.	237281	150742	150920	178	86361	208	1439
2	NAGPUR DIV.	290759	245700	245865	165	44894	181	748
3	AMRAVATI DIV.	273790	193841	193962	121	79828	177	1330
4	NASHIK DIV.	413215	336368	336466	98	76749	255	1279
5	PUNE DIV.	122561	89991	90072	81	32489	61	541
6	KONKAN DIV.	69558	60190	60227	37	9331	52	156
Total		1407164	1076832	1077512	680	329652	934	5494



प्रधानमंत्री आवास योजना ग्रामीण - पूर्ण घरकूले

Sr. No.	District	Sanction	15.06.2023	16.06.2023	Daily Achievement	Remaining	Avg. Completed Per Day From 20.11.22 to Today	To be Completed In Per Day @ 15.08.23
1	BHANDARA	64831	51220	51304	84	13527	35	225
2	YAVATMAL	65094	45102	45156	54	19938	56	332
3	AURANGABAD	36514	25446	25499	53	11015	31	184
4	CHANDRAPUR	42783	33691	33744	53	9039	36	151
5	NANDURBAR	118958	93717	93768	51	25190	39	420
6	NANDED	69463	46004	46043	39	23420	61	390
7	LATUR	20493	13134	13170	36	7323	23	122
8	SOLAPUR	48156	33789	33818	29	14338	19	239
9	BULDHANA	44696	27074	27098	24	17598	29	293
10	PARBHANI	19062	10044	10068	24	8994	19	150
11	SATARA	14931	12142	12162	20	2769	13	46
12	AKOLA	48778	37563	37582	19	11196	22	187
13	BEED	35253	21306	21325	19	13928	25	232
14	NASHIK	89674	77634	77653	19	12021	52	200
15	AMRAVATI	94867	71207	71224	17	23643	46	394
16	JALGAON	78979	59913	59928	15	19051	48	318
17	KOLHAPUR	17585	13907	13921	14	3664	9	61
18	THANE	9586	7565	7579	14	2007	5	33
19	DHULE	64917	51675	51686	11	13231	42	221
20	RATNAGIRI	9831	9010	9021	11	810	14	14
21	NAGPUR	36920	30377	30387	10	6533	12	109
22	GONDIA	96124	90606	90615	9	5509	63	92
23	PUNE	20287	14387	14396	9	5891	9	98
24	SANGLI	21602	15766	15775	9	5827	11	97
25	SINDHUDURG	5133	4659	4668	9	465	5	8
26	WARDHA	18486	14726	14735	9	3751	11	63
27	WASHIM	20355	12895	12902	7	7453	24	124
28	JALNA	24023	14850	14855	5	9168	21	153
29	AHMEDNAGAR	60687	53429	53431	2	7256	74	121
30	RAIGAD	9820	8807	8809	2	1011	3	17
31	HINGOLI	18083	12215	12216	1	5867	16	98
32	OSMANABAD	14390	7743	7744	1	6646	14	111
33	PALGHAR	35188	30149	30150	1	5038	25	84
34	GADCHIROLI	31615	25080	25080	0	6535	26	109
Total		1407164	1076832	1077512	680	329652	934	5494

राज्यपुरस्कृत आवास योजना ग्रामीण - मंजूरी

Sr. No.	Division	Target	15.06.2023	16.06.2023	Daily_Achievement	Remaining
1	NAGPUR DIV.	119276	99640	99836	197	19440
2	AURANGABAD DIV.	200327	172977	172996	20	27331
3	KONKAN DIV.	34744	32261	32274	13	2470
4	NASHIK DIV.	141552	114452	114453	1	27099
5	PUNE DIV.	65859	63418	63418	0	2441
6	AMRAVATI DIV.	110069	96659	96647	0	13422
Total		671827	579407	579624	231	92203

Sr. No.	District	Target	15.06.2023	16.06.2023	Daily_Achievement	Remaining
1	NAGPUR	16291	12134	12299	165	3992
2	CHANDRAPUR	40285	31605	31636	31	8649
3	OSMANABAD	24853	17160	17180	20	7673
4	RAIGAD	7418	6939	6952	13	466
5	GONDIA	14261	13521	13522	1	739
6	NASHIK	32035	22907	22908	1	9127
7	AHMEDNAGAR	35298	34499	34499	0	799
8	AKOLA	23681	17832	17832	0	5849
9	AMRAVATI	23224	19914	19914	0	3310
10	AURANGABAD	26141	25511	25511	0	630
11	BEED	26878	26122	26122	0	756
12	BHANDARA	18458	15754	15754	0	2704
13	BULDHANA	21616	20382	20382	0	1234
14	DHULE	21790	18381	18381	0	3409
15	HINGOLI	27298	18548	18548	0	8750
16	JALGAON	25851	24524	24524	0	1327
17	JALNA	20609	19363	19363	0	1246
18	KOLHAPUR	13090	12901	12901	0	189
19	LATUR	28004	26442	26442	0	1562
20	NANDED	26760	22156	22156	0	4604
21	NANDURBAR	26578	14141	14141	0	12437
22	PALGHAR	11792	11539	11539	0	253
23	PUNE	14672	12782	12782	0	1890
24	RATNAGIRI	7129	6690	6690	0	439
25	SANGLI	8732	8604	8604	0	128
26	SATARA	10647	10647	10647	0	0
27	SINDHUDURG	2141	2108	2108	0	33
28	SOLAPUR	18718	18484	18484	0	234
29	THANE	6264	4985	4985	0	1279
30	WARDHA	13147	11269	11269	0	1878
31	WASHIM	11503	10567	10567	0	936
32	GADCHIROLI	16834	15357	15356	-1	1478
33	PARBHANI	19784	17675	17674	-1	2110
34	YAVATMAL	30045	27964	27952	-12	2093
Total		671827	579407	579624	231	92203

Remaining Sanction RANK

SATARA	0
SINDHUDURG	33
SANGLI	128
KOLHAPUR	189
SOLAPUR	234
PALGHAR	253
RATNAGIRI	439
RAIGAD	466
AURANGABAD	630
GONDIA	739
BEED	756
AHMEDNAGAR	799
WASHIM	936
BULDHANA	1234
JALNA	1246
THANE	1279
JALGAON	1327
GADCHIROLI	1478
LATUR	1562
WARDHA	1878
PUNE	1890
YAVATMAL	2093
PARBHANI	2110
BHANDARA	2704
AMRAVATI	3310
DHULE	3409
NAGPUR	3992
NANDED	4604
AKOLA	5849
OSMANABAD	7673
CHANDRAPUR	8649
HINGOLI	8750
NASHIK	9127
NANDURBAR	12437

राज्यपुरस्कृत आवास योजना ग्रामीण - पूर्ण घरकुले

Sr. No.	Division	Sanction	15.06.2023	16.06.2023	Daily Achievement	Remaining	Avg. Completed Per Day From 20.11.22 to Today	To be Completed In Per Day @ 15.08.23
1	AURANGABAD DIV.	172996	108535	108689	154	64307	89	1072
2	AMRAVATI DIV.	96647	68044	68146	102	28501	57	475
3	NAGPUR DIV.	99836	71842	71914	72	27922	45	465
4	NASHIK DIV.	114453	90891	90919	28	23534	62	392
5	KONKAN DIV.	32274	24711	24730	19	7544	16	126
6	PUNE DIV.	63418	52749	52760	11	10658	23	178
	Total	579624	416772	417158	386	162466	292	2708

राज्य योजना अपूर्ण घरकुले

Sr. No.	District	रमाई आवास योजना	श्वरी आवास योजना	आदाम आवास योजना	पारधी आवास योजना	व.च.मू.व योजना	धनगर आवास योजना	Completion%
1	SINDHUDURG	106	3	2	0	0	0	94.7%
2	RATNAGIRI	474	26	5	0	12	0	92.3%
3	SATARA	893	43	0	0	48	0	90.8%
4	AHMEDNAGAR	2734	2029	0	16	20	0	86.1%
5	KOLHAPUR	1691	12	0	0	28	361	83.8%
6	NASHIK	2813	980	25	33	0	0	83.2%
7	SOLAPUR	3303	84	0	8	1	0	81.6%
8	SANGLI	1577	7	0	4	0	0	81.5%
9	WARDHA	1231	805	172	2	0	0	80.4%
10	BHANDARA	1630	1394	0	0	148	10	79.8%
11	PUNE	1949	544	56	49	0	0	79.7%
12	THANE	282	400	361	0	0	0	79.1%
13	GONDIA	1502	1501	0	0	0	0	77.8%
14	PARBHANI	3968	207	0	0	0	0	76.4%
15	NANDURBAR	1121	2282	0	0	0	0	75.9%
16	NAGPUR	1013	1996	0	6	6	0	75.4%
17	JALGAON	3857	2535	0	75	0	0	73.6%
18	AMRAVATI	4262	805	0	32	211	0	73.3%
19	GADCHIROLI	1529	2350	297	0	0	0	72.8%
20	DHULE	2610	2390	0	14	0	0	72.7%
21	LATUR	7145	151	0	0	0	0	72.4%
22	AKOLA	4635	347	0	35	0	0	71.9%
23	WASHIM	2282	745	0	2	0	2	71.3%
24	BULDHANA	5598	478	0	18	0	52	69.8%
25	RAIGAD	288	1591	240	0	0	0	69.5%
26	YAVATMAL	2710	3539	2504	137	107	0	67.8%
27	PALGHAR	72	3475	207	0	0	0	67.5%
28	OSMANABAD	5964	96	0	42	162	0	63.5%
29	AURANGABAD	8345	1420	0	7	0	0	61.7%
30	CHANDRAPUR	4234	6010	186	15	1885	0	61.0%
31	JALNA	7427	91	0	9	32	61	60.6%
32	BEED	10543	508	0	8	0	0	57.7%
33	NANDED	9089	413	51	0	0	0	56.9%
34	HINGOLI	6272	2296	0	0	0	0	53.8%
	Total	113149	41553	4106	512	2660	486	

राज्यपुरस्कृत आवास योजना ग्रामीण - पूर्ण घरकूले

Sr. No.	District	Sanction	15.06.2023	16.06.2023	Daily Achievement	Remaining	Avg. Completed Per Day From 20.11.22 to Today	To be Completed in Per Day till 15.08.23
1	LATUR	26442	19098	19146	48	7296	14	122
2	AMRAVATI	19914	14564	14604	40	5310	10	89
3	CHANDRAPUR	31636	19268	19306	38	12330	13	206
4	BEED	26122	15027	15063	36	11059	13	184
5	AURANGABAD	25511	15707	15739	32	9772	10	163
6	BULDHANA	20382	14216	14236	20	6146	15	102
7	YAVATMAL	27952	18937	18955	18	8997	15	150
8	JALNA	19363	11726	11743	17	7620	22	127
9	WARDHA	11269	9046	9059	13	2210	7	37
10	WASHIM	10567	7523	7536	13	3031	7	51
11	AKOLA	17832	12804	12815	11	5017	9	84
12	GONDIA	13522	10508	10519	11	3003	9	50
13	PARBHANI	17674	13488	13499	11	4175	4	70
14	JALGAON	24524	18047	18057	10	6467	11	108
15	BHANDARA	15754	12564	12572	8	3182	4	53
16	AHMEDNAGAR	34499	29693	29700	7	4799	24	80
17	THANE	4985	3935	3942	7	1043	2	17
18	NANDED	22156	12597	12603	6	9553	10	159
19	NANDURBAR	14141	10733	10738	5	3403	6	57
20	RAIGAD	6952	4828	4833	5	2119	3	35
21	DHULE	18381	13363	13367	4	5014	9	84
22	HINGOLI	18548	9976	9980	4	8568	7	143
23	KOLHAPUR	12901	10805	10809	4	2092	4	35
24	PALGHAR	11539	7782	7785	3	3754	7	63
25	SATARA	10647	9660	9663	3	984	5	16
26	NAGPUR	12299	9276	9278	2	3021	3	50
27	NASHIK	22908	19055	19057	2	3851	11	64
28	RATNAGIRI	6690	6171	6173	2	517	3	9
29	SINDHUDURG	2108	1995	1997	2	111	1	2
30	SOLAPUR	18484	15086	15088	2	3396	6	57
31	PUNE	12782	10183	10184	1	2598	5	43
32	SANGLI	8604	7015	7016	1	1588	3	26
33	GADCHIROLI	15356	11180	11180	0	4176	9	70
34	OSMANABAD	17180	10916	10916	0	6264	8	104
	Total	579624	416772	417158	386	162466	292	2708

प्रधानमंत्री आवास योजना ग्रामीण - हप्ते वितरण

Sr. No.	Division	1st Installment (Weekly Achvment)	1st Installment Remaining	2nd Installment (Weekly Achvment)	2nd Installment Remaining	3rd Installment (Weekly Achvment)	3rd Installment Remaining
1	AURANGABAD DIV.	74	18962	135	49409	132	24543
2	NAGPUR DIV.	10	9286	47	18671	69	11179
3	KONKAN DIV.	0	306	29	3050	91	2736
4	NASHIK DIV.	13	9267	38	36877	60	22082
5	AMRAVATI DIV.	6	28602	15	29028	30	15438
6	PUNE DIV.	3	8375	12	15525	20	6537
	Total	106	74798	276	152560	402	82515

PMAY-G 1st Ins Pending

SINDHUDURG	4
RAIGAD	21
RATNAGIRI	56
THANE	57
PALGHAR	168
GADCHIROLI	266
SANGLI	382
KOLHAPUR	527
SATARA	546
DHULE	901
NASHIK	1050
PARBHANI	1066
NANDURBAR	1256
GONDIA	1317
WARDHA	1409
CHANDRAPUR	1732
NAGPUR	1784
JALNA	1859
PUNE	1903
HINGOLI	1922
LATUR	2214
AURANGABAD	2642
BHANDARA	2778
WASHIM	2811
AHMEDNAGAR	2895
OSMANABAD	3027
NANDED	3100
BEED	3132
JALGAON	3165
YAVATMAL	3500
AKOLA	3771
SOLAPUR	5017
BULDHANA	7775
AMRAVATI	10745

PMAY-G 2nd Ins Pending

SINDHUDURG	203
RATNAGIRI	361
RAIGAD	485
THANE	514
SATARA	1004
WARDHA	1182
PALGHAR	1487
OSMANABAD	1867
PUNE	2261
KOLHAPUR	2358
GADCHIROLI	2388
NAGPUR	2817
HINGOLI	2954
WASHIM	2959
AHMEDNAGAR	3503
GONDIA	3556
SANGLI	3700
CHANDRAPUR	3956
LATUR	3971
JALNA	4105
AKOLA	4529
BHANDARA	4772
AURANGABAD	5342
PARBHANI	5421
NASHIK	5578
BULDHANA	5618
SOLAPUR	6202
DHULE	6548
BEED	7836
YAVATMAL	7915
AMRAVATI	8007
NANDURBAR	8839
JALGAON	12409
NANDED	17913

PMAY-G 3rd Ins Pending

SINDHUDURG	183
RATNAGIRI	344
RAIGAD	367
THANE	457
WARDHA	786
SATARA	823
KOLHAPUR	916
PUNE	1039
NAGPUR	1278
PALGHAR	1385
SANGLI	1417
HINGOLI	1421
LATUR	1870
GADCHIROLI	2002
BHANDARA	2018
AKOLA	2172
WASHIM	2184
SOLAPUR	2342
AURANGABAD	2365
CHANDRAPUR	2403
AHMEDNAGAR	2670
GONDIA	2692
OSMANABAD	2895
PARBHANI	2943
BULDHANA	2985
JALNA	3016
AMRAVATI	3195
NASHIK	3706
DHULE	3707
BEED	3738
JALGAON	4096
YAVATMAL	4902
NANDED	6295
NANDURBAR	7903

प्रधानमंत्री आवास योजना ग्रामीण - हप्ते वितरण

Sr. No.	District	1st Installment (Weekly Achlvement)	1st Installment Remaining	2nd Installment (Weekly Achlvement)	2nd Installment Remaining	3rd Installment (Weekly Achlvement)	3rd Installment Remaining
1	BEED	15	3132	40	7836	54	3738
2	GONDIA	10	1317	28	3556	60	2692
3	NANDED	56	3100	23	17913	0	6295
4	THANE	0	57	19	514	51	457
5	HINGOLI	1	1922	22	2954	29	1421
6	PALGHAR	0	168	8	1487	39	1385
7	JALGAON	13	3165	10	12409	19	4096
8	LATUR	1	2214	18	3971	21	1870
9	PARBHANI	1	1066	15	5421	20	2943
10	NASHIK	0	1050	3	5578	29	3706
11	YAVATMAL	0	3500	11	7915	21	4902
12	SOLAPUR	3	5017	12	6202	14	2342
13	DHULE	0	901	12	6548	12	3707
14	CHANDRAPUR	0	1732	8	3956	9	2403
15	AURANGABAD	0	2642	11	5342	3	2365
16	NANDURBAR	0	1256	13	8839	0	7903
17	AMRAVATI	0	10745	3	8007	9	3195
18	GADCHIROLI	0	266	11	2388	0	2002
19	JALNA	0	1859	6	4105	5	3016
20	WASHIM	6	2811	0	2959	0	2184
21	SANGLI	0	382	0	3700	5	1417
22	RAIGAD	-1	21	2	485	1	367
23	BULDHANA	0	7775	1	5618	0	2985
24	SATARA	-8	546	0	1004	1	823
25	AHMEDNAGAR	0	2895	0	3503	0	2670
26	AKOLA	0	3771	0	4529	0	2172
27	BHANDARA	0	2778	0	4772	0	2018
28	KOLHAPUR	0	527	0	2358	0	916
29	NAGPUR	0	1784	0	2817	0	1278
30	OSMANABAD	0	3027	0	1867	0	2895
31	PUNE	0	1903	0	2261	0	1039
32	RATNAGIRI	0	56	0	361	0	344
33	SINDHUDURG	0	4	0	203	0	183
34	WARDHA	0	1409	0	1182	0	786
	Total	106	74798	276	152560	402	82515

राज्यपुरस्कृत आवास योजना ग्रामीण - हप्ते वितरण

Sr. No.	Division	1st Installment (Weekly Achievement)	1st Installment Remaining	2nd Installment (Weekly Achievement)	2nd Installment Remaining	3rd Installment (Weekly Achievement)	3rd Installment Remaining
1	AURANGABAD DIV.	131	16314	192	29453	235	13557
2	NAGPUR DIV.	233	6359	123	12513	133	4106
3	NASHIK DIV.	84	4032	124	9278	66	5499
4	AMRAVATI DIV.	12	3801	103	11470	128	6243
5	PUNE DIV.	6	1894	15	4215	22	2155
6	KONKAN DIV.	0	1124	12	2418	6	1620
	Total	466	33524	569	69347	590	33180

State Schemes 1st Ins Pending

SINDHUDURG	13
RATNAGIRI	52
THANE	64
SATARA	76
NANDURBAR	79
SANGLI	170
NASHIK	205
PUNE	245
WARDHA	308
AKOLA	315
DHULE	319
WASHIM	344
GADCHIROLI	383
RAIGAD	480
AMRAVATI	510
PALGHAR	515
PARBHANI	524
BHANDARA	585
BULDHANA	656
SOLAPUR	658
KOLHAPUR	745
GONDIA	796
JALNA	1061
LATUR	1127
NAGPUR	1155
AHMEDNAGAR	1459
OSMANABAD	1616
JALGAON	1970
YAVATMAL	1976
BEED	2104
CHANDRAPUR	3132
HINGOLI	3137
NANDED	3346
AURANGABAD	3399

State Schemes 2nd Ins Pending

SINDHUDURG	51
RATNAGIRI	122
THANE	323
SATARA	362
RAIGAD	630
SANGLI	745
KOLHAPUR	816
NANDURBAR	863
PUNE	881
WARDHA	958
BHANDARA	1121
NAGPUR	1129
GONDIA	1254
PALGHAR	1292
GADCHIROLI	1407
SOLAPUR	1411
WASHIM	1479
NASHIK	1532
BULDHANA	1845
AHMEDNAGAR	2201
DHULE	2328
JALGAON	2354
AKOLA	2382
AMRAVATI	2391
PARBHANI	2501
JALNA	2829
OSMANABAD	3251
YAVATMAL	3373
LATUR	3399
AURANGABAD	3477
HINGOLI	3886
NANDED	4984
BEED	5126
CHANDRAPUR	6644

State Schemes 3rd Ins Pending

SINDHUDURG	30
RATNAGIRI	111
THANE	243
SATARA	243
KOLHAPUR	324
NAGPUR	338
SANGLI	364
BHANDARA	374
WARDHA	412
RAIGAD	494
PUNE	566
GONDIA	592
SOLAPUR	658
PALGHAR	742
WASHIM	808
NASHIK	873
NANDURBAR	953
PARBHANI	994
AMRAVATI	1028
GADCHIROLI	1163
DHULE	1187
HINGOLI	1192
AHMEDNAGAR	1210
AKOLA	1210
CHANDRAPUR	1227
JALGAON	1276
BULDHANA	1300
OSMANABAD	1328
NANDED	1473
AURANGABAD	1621
LATUR	1815
YAVATMAL	1897
JALNA	2278
BEED	2856

राज्यपुरस्कृत आवास योजना ग्रामीण -हप्ते वितरण

Sr. No.	District	1st Installment (Weekly Achivement)	1st Installment Remaining	2nd Installment (Weekly Achivement)	2nd Installment Remaining	3rd Installment (Weekly Achivement)	3rd Installment Remaining
1	GONDIA	67	796	77	1254	88	592
2	CHANDRAPUR	125	3132	24	6644	21	1227
3	JALNA	0	1061	74	2829	82	2278
4	LATUR	20	1127	37	3399	87	1815
5	DHULE	48	319	39	2328	17	1187
6	NANDED	55	3346	21	4984	17	1473
7	AMRAVATI	2	510	34	2391	36	1028
8	BEED	12	2104	38	5126	22	2856
9	JALGAON	18	1970	41	2354	11	1276
10	HINGOLI	35	3137	11	3886	22	1192
11	NASHIK	15	205	28	1532	22	873
12	AKOLA	1	315	17	2382	40	1210
13	WASHIM	0	344	25	1479	27	808
14	NAGPUR	41	1155	3	1129	1	338
15	YAVATMAL	2	1976	22	3373	16	1897
16	AHMEDNAGAR	3	1459	16	2201	15	1210
17	PARBHANI	9	524	11	2501	5	994
18	WARDHA	0	308	11	958	13	412
19	BULDHANA	7	656	5	1845	9	1300
20	GADCHIROLI	0	383	4	1407	8	1163
21	SOLAPUR	4	658	3	1411	5	658
22	SANGLI	2	170	5	745	4	364
23	KOLHAPUR	0	745	2	816	8	324
24	PALGHAR	0	515	6	1292	4	742
25	BHANDARA	0	585	4	1121	2	374
26	RATNAGIRI	0	52	5	122	1	111
27	SATARA	-4	76	3	362	3	243
28	PUNE	0	245	2	881	2	566
29	NANDURBAR	0	79	0	863	1	953
30	RAIGAD	0	480	1	630	0	494
31	SINDHUDURG	0	13	0	51	1	30
32	AURANGABAD	0	3399	0	3477	0	1621
33	OSMANABAD	0	1616	0	3251	0	1328
34	THANE	0	64	0	323	0	243
	Total	466	33524	569	69347	590	33180

प्रधानमंत्री आवास योजना ग्रामीण - Delayed Houses

■ पहिला हप्ता मिळाल्यानंतर १२ महिने उलटूनही अपूर्ण घरकुले
 ■ पहिला हप्ता मिळाल्यानंतर १८ महिने उलटूनही अपूर्ण घरकुले
 ■ पहिला हप्ता मिळाल्यानंतर १० दिवसानंतरही दुसरा हप्ता न मिळालेले घरकुले
 ■ दुसरा हप्ता मिळाल्यानंतर १० दिवसानंतरही तिसरा हप्ता न मिळालेले घरकुले
 ■ तिसरा हप्ता मिळाल्यानंतर १० दिवसानंतरही अपूर्ण घरांची संख्या

जिल्हा	पहिला हप्ता मिळाल्यानंतर १२ महिने उलटूनही अपूर्ण घरकुले	पहिला हप्ता मिळाल्यानंतर १८ महिने उलटूनही अपूर्ण घरकुले	पहिला हप्ता मिळाल्यानंतर १० दिवसानंतरही दुसरा हप्ता न मिळालेले घरकुले	दुसरा हप्ता मिळाल्यानंतर १० दिवसानंतरही तिसरा हप्ता न मिळालेले घरकुले	तिसरा हप्ता मिळाल्यानंतर १० दिवसानंतरही अपूर्ण घरांची संख्या
AHMEDNAGAR	2425	1575	3260	1833	31
AKOLA	4156	3339	3663	900	566
AMRAVATI	7485	5317	6960	1521	1049
AURANGABAD	2804	2184	4914	1163	500
BEED	2677	1788	6974	1838	438
BHANDARA	6976	4826	4371	807	2239
BULDHANA	3093	2077	4395	1018	766
CHANDRAPUR	3336	1859	3379	822	330
DHULE	8023	3995	6094	2453	1709
GADCHIROLI	4182	2359	2183	1207	1044
GONDIA	1692	1573	3125	1118	120
HINGOLI	1445	638	2686	539	114
JALGAON	8910	6363	11063	2222	612
JALNA	1721	1047	3754	1000	383
KOLHAPUR	1984	701	2190	325	92
LATUR	840	685	3475	577	54
NAGPUR	3376	2250	2530	439	583
NANDED	10038	8449	15580	2374	331
NANDURBAR	13727	9819	8209	5082	5534
NASHIK	7590	3466	4994	2189	1513
OSMANABAD	1403	573	1393	575	9
PALGHAR	1221	609	1262	751	842
PARBHANI	1050	712	4920	792	156
PUNE	2464	1658	1957	611	577
RAIGAD	759	234	466	260	167
RATNAGIRI	240	38	329	170	96
SANGLI	3178	2189	3316	651	221
SATARA	686	338	834	292	183
SINDHUDURG	128	73	193	83	25
SOLAPUR	5117	4483	5242	1290	601
THANE	863	179	476	185	383
WARDHA	1191	754	981	242	225
WASHIM	1318	784	2400	562	61
YAVATMAL	6793	4164	6934	2009	1773